
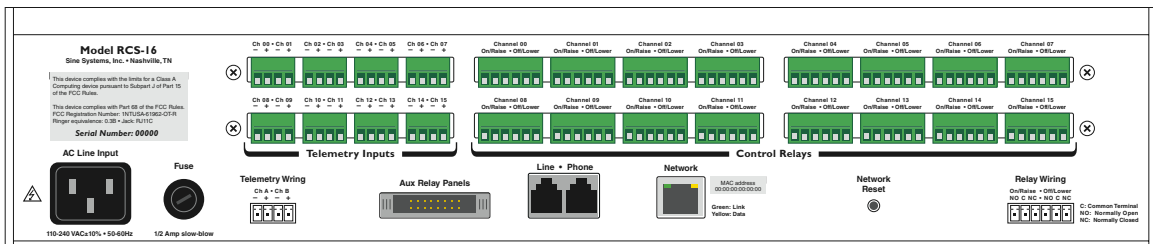


Available Soon!



Front panel model RCS-16xl



Rear panel models RCS-16 and RCS-16xl

Discover the RCS-16

The RCS series devices are single-box, 16-channel remote control solutions. They include nearly every function of our entire Remote Facilities Controller product line in a flexible, easy-to-use system.

RCS series systems combine:

- the functionality and voice connectivity of the RFC-1 Remote Facilities Controller
- the network connectivity and features of the RAK-2 Intelligent Rack Adapter
- the telemetry and control abilities of the RP-8 Relay Panel
- and the surge protection of the SP-8 Surge Protector

RCS models designated with "XL" also include:

- the built-in logic voltage feature of the SIP-8 Status Input Panel
- PLUS, selectable latching control relays—a feature not previously available!

The RCS family of remote control systems extend the RFC-1 into the network connected world. The RCS models feature a wired Ethernet connection with a built-in network interface and web server.


The remote control system gains network connectivity while maintaining the traditional RFC-1 voice mode interface. All models in the RCS series include both network and voice capabilities.

Telemetry inputs, control relay outputs and surge suppression are built-in. The systems are housed in a high quality, rack-mountable aluminum chassis. System setup software is included at no additional cost.



Web Interface

The built-in web server collects telemetry data from the embedded RFC-1 controller and displays that data in an attractive, efficient interface that is available from any device that can browse the web.



RFC-1 Transmitter Site

Readings Alerts Control Status Settings Help

Telemetry Readings

Channel	Reading
00	status off
01	status off
02	status off
03	status off
04	status off
05	status off
06	status off
07	status off
08	not scanned
09	not scanned
10	not scanned
11	not scanned
12	not scanned
13	not scanned
14	not scanned
15	not scanned
16	not scanned

Telemetry Status

Date	Time	Event
01/01/2010	12:02 PM	telemetry readings updated
-	-	none

Sine Systems, Inc.

Model Numbers

The RCS series of remote controls consists of four models. There are two 16-channel versions.

- Model **RCS-16** has 16 channels of telemetry and control
- Model **RCS-16xl** has 16 channels of telemetry with logic voltage and latching control

These systems are compatible with RP-8 relay panels for additional telemetry and control channels.

Pricing and Availability

RCS systems are available for pre-order. Production expected to start in Q3 of 2011. Complete details and pricing are available at www.sinesystems.com.